

PROFILE PROJECTORS(BASIC TYPE)

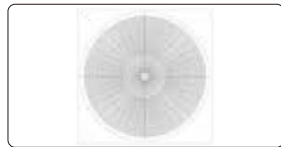


ISP-D150A

OPTIONAL ACCESSORIES



lens



overlay chart (protractor with 1° graduation, radius with 1mm increment)



swivel center support



V-block



rotary table



50mm reading scale (check magnification accuracy)



300mm calibration scale (check magnification accuracy together with 50mm reading scale or calibrate measuring accuracy)










demo sample



printer

## SPECIFICATION

Code		ISP-D150A	ISP-D150B	ISP-D200A	ISP-D200B	ISP-D250A	ISP-D250B
Projector screen		diameter: Ø300mm					
		rotation range: 0°~360°, resolution: 1" or 0.05°					
		reference lines: cross-hairs					
Lens	magnification	10X (included)	20X (optional)	50X (optional)	100X (optional)		
	view field	Ø30mm	Ø15mm	Ø6mm	Ø3mm		
	working distance	77.7mm	44.3mm	38.4mm	25.3mm		
Max. workpiece height		90mm	90mm	90mm	90mm		
Magnification accuracy		±0.08%					
Image		erect image	inverted image	erect image	inverted image	erect image	inverted image
Stage	metal stage size	340×152mm		404×228mm		405×280mm	
	glass stage size	196×96mm		260×160mm		306×196mm	
	X-Y stage travel	range: 150×50mm		range: 200×100mm		range: 250×150mm	
		resolution: 0.5µm					
	Z (focus) travel range	accuracy: (4+L/75)µm L is the measuring length in mm					
	max. load capacity	90mm					
Illumination		contour illumination: 24V/150W halogen lamp, brightness is adjustable					
		surface illumination: 24V/150W halogen lamp					
Data processing unit	display	X-Y stage travel, screen rotation					
	output	RS232C					
	function	 measure coordinate of point					
		 measure coordinate of line					
 measure center coordinate, radius of circle with three points							
 measure distance between two objects							
 measure angle with four points or two lines							
 coordinate adjustment and compensation							
advanced function		 for some special measurements					
Power supply		programming for batch measurements					
Dimension (W×D×H)		110/220V, 50/60Hz		770×550×1100mm		770×550×1100mm	
Weight		125kg		135kg		145kg	

## STANDARD DELIVERY

Main unit	1 pc
10X lens with half-reflection mirror and oblique illuminator mirror	1 pc
Foot-switch	1 pc
Overlay chart clip	4 pcs
Anti-dust cover	1 pc

## OPTIONAL ACCESSORY

20X lens with half-reflection mirror and oblique illuminator mirror	ISP-D150-LENS20X
50X lens with half-reflection mirror	ISP-D150-LENS50X
100X lens with half-reflection mirror	ISP-D150-LENS100X
Overlay chart	ISP-D150-CHART
Swivel center support	ISP-D150-SUPPORT
V-block with clamp	ISP-D150-VBLOCK

Rotary table	ISP-D150-TABLE
50mm reading scale	ISP-D150-SCALE50
300mm calibration scale	ISP-D150-RULE
Demo sample	ISP-D150-DEMO
Printer	ISP-D150-PRINTER